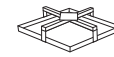


4 bars full bars



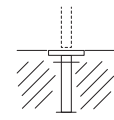
cover with zip



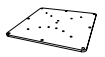
base kg 42 107x107x19 h cm



plate kg 42 50x50x7 h cm



underground base



base to be fixed 45x45x1 h cm

art. B21 + art. B31

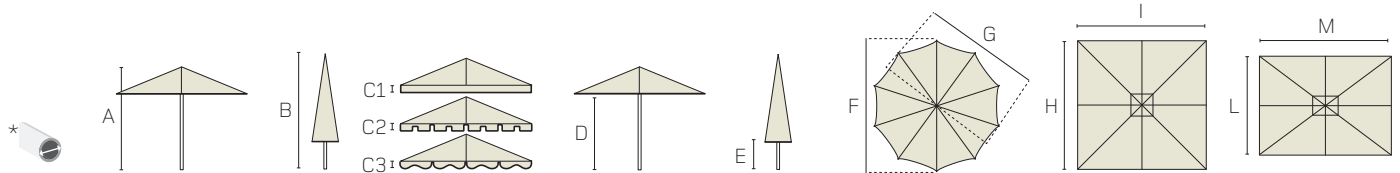
art. B55

art. B56

Size	Quantity	Art. No.	LEDs	cover with zip	base kg 42	plate kg 42	underground base	base to be fixed
Ø 650 cm	10	art. AD26510		(380 cm)		8		
Ø 700 cm	12	art. AD27012		(410 cm)		8		
Ø 750 cm	12	art. AD27512		(430 cm)		8		
Ø 800 cm	12	art. AD28012		(470 cm)		8		
500x500 cm	12	art. AD2505012		(410 cm)		8		
550x550 cm	12	art. AD2555512		(450 cm)		8		
600x600 cm	12	art. AD2606012		(480 cm)		8		
650x650 cm	12	art. AD2656512		(520 cm)		8		
700x700 cm	12	art. AD2707012		(550 cm)		*12		
400x600 cm	10	art. AD2406010		(420 cm)		8		
500x600 cm	10	art. AD2506010		(440 cm)		8		
500x700 cm	10	art. AD2507010		(490 cm)		8		
550x650 cm	12	art. AD2556512		(480 cm)		8		
600x700 cm	12	art. AD2607012		(500 cm)		8		

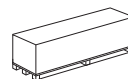
47x27 mm - sp. 1,40 mm

* for 700x700 cm only: 8x 50x50x7 h cm (kg 42) + 4x 50x50x10 h cm (kg 60)



Size	Sp. (mm)	A	B	C1/2/3	D	E	F/G	H/I	L/M
● Ø 650 cm	130 mm	342 cm	456 cm	35 cm	228 cm	122 cm	650/620 cm	-	-
● Ø 700 cm	130 mm	347 cm	471 cm	35 cm	231 cm	112 cm	700/665 cm	-	-
● Ø 750 cm	130 mm	357 cm	481 cm	35 cm	232 cm	97 cm	750/715 cm	-	-
● Ø 800 cm	130 mm	383 cm	508 cm	35 cm	231 cm	89 cm	800/775 cm	-	-
● 500x500 cm	130 mm	337 cm	448 cm	35 cm	236 cm	89 cm	-	500/500 cm	-
● 550x550 cm	130 mm	336 cm	453 cm	35 cm	227 cm	57 cm	-	550/550 cm	-
● 600x600 cm	130 mm	370 cm	490 cm	35 cm	259 cm	60 cm	-	600/600 cm	-
● 650x650 cm	130 mm	376 cm	503 cm	35 cm	265 cm	38 cm	-	650/650 cm	-
● 700x700 cm	130 mm	406 cm	533 cm	35 cm	286 cm	32 cm	-	700/700 cm	-
● 400x600 cm	130 mm	335 cm	443 cm	35 cm	238 cm	77 cm	-	-	400/600 cm
● 500x600 cm	130 mm	336 cm	453 cm	35 cm	232 cm	58 cm	-	-	500/600 cm
● 500x700 cm	130 mm	365 cm	481 cm	35 cm	243 cm	43 cm	-	-	500/700 cm
● 550x650 cm	130 mm	350 cm	464 cm	35 cm	232 cm	30 cm	-	-	550/650 cm
● 600x700 cm	130 mm	394 cm	511 cm	35 cm	269 cm	43 cm	-	-	600/700 cm

* sp. 4 mm



umbrella




base frame



cement plates

stecche rinforzate con profilo interno
stronger ribs with internal profile
verstärkte Streben mit innerem Profil
baleines renforcées avec profil intérieur



Size	kg	umbrella	base frame	cement plates
Ø 650 cm	kg. 140,00	40x500x40 h cm	113x113x22 h cm	100x120x40 h cm
Ø 700 cm	kg. 148,00	40x500x40 h cm	113x113x22 h cm	100x120x40 h cm
Ø 750 cm	kg. 156,00	45x540x45 h cm	113x113x22 h cm	100x120x40 h cm
Ø 800 cm	kg. 164,00	45x540x45 h cm	113x113x22 h cm	100x120x40 h cm
500x500 cm	kg. 149,00	40x500x40 h cm	113x113x22 h cm	100x120x40 h cm
550x550 cm	kg. 154,00	40x500x40 h cm	113x113x22 h cm	100x120x40 h cm
600x600 cm	kg. 158,00	45x540x45 h cm	113x113x22 h cm	100x120x40 h cm
650x650 cm	kg. 162,00	45x540x45 h cm	113x113x22 h cm	100x120x40 h cm
700x700 cm	kg. 165,00	45x540x45 h cm	113x113x22 h cm	100x120x50 h cm
400x600 cm	kg. 139,00	40x500x40 h cm	113x113x22 h cm	100x120x40 h cm
500x600 cm	kg. 143,00	40x500x40 h cm	113x113x22 h cm	100x120x40 h cm
500x700 cm	kg. 148,00	40x500x40 h cm	113x113x22 h cm	100x120x40 h cm
550x650 cm	kg. 148,00	40x500x40 h cm	113x113x22 h cm	100x120x40 h cm
600x700 cm	kg. 159,00	45x540x45 h cm	113x113x22 h cm	100x120x40 h cm